

LET'S TALK ABOUT SAFETY...

SAFETY IS OF THE UTMOST IMPORTANCE TO US WHEN RIDING YOUR VIRO RIDES SCOOTER...SO WE'VE PULLED TOGETHER THESE HANDY STEPS TO FOLLOW BEFORE HEADING OUT 'N ABOUT.


ESSENTIAL EQUIPMENT

WHATEVER SKILL LEVEL YOU'RE AT, IT'S IMPORTANT TO WEAR PROTECTIVE SAFETY EQUIPMENT WHILE USING YOUR VIRO RIDES SCOOTER TO AVOID ANY INJURIES. THESE INCLUDE:



ELBOW PADS

THESE SHOULD BE PROPERLY FITTED TO PREVENT ANY UNNECESSARY STRAPS FROM HANGING DOWN OR GETTING IN THE WAY



HELMET

ENSURE IT IS THE CORRECT SIZE AND FIT FOR THE WEARER. STRAPS SHOULD BE PULLED TIGHT TO FIT SNUGGLY UNDER THE RIDERS CHIN TO PREVENT IT FROM SLIPPING OR FALLING OFF




KNEE PADS

THESE WILL HELP KEEP YOU PROTECTED IN THE EVENT OF A FALL


WHERE CAN I RIDE?

PRIVATE LAND

AS LONG AS YOU HAVE PERMISSION, YOU CAN RIDE ANYWHERE YOU WANT ON PRIVATE LAND. THIS COULD BE YOUR OWN GARDEN, OR YOUR FRIENDS




WHERE CAN'T I RIDE?



ROADS

IT IS UNSAFE TO RIDE AN ELECTRIC SCOOTER ON ANY ROAD AND THEREFORE ILLEGAL IN THE UK



CROWDS

YOU SHOULD AVOID RIDING IN AREAS THAT ARE TOO BUSY OR CROWDED TO PREVENT COLLISIONS AND ACCIDENTS



PUBLIC FOOTPATHS

IT IS ILLEGAL TO RIDE SCOOTERS ON PUBLIC FOOTPATHS